

NEW EDITION

Stylish Windows
Frugal Energy
Gleaming Glass
Conservatories
Installation
And Much, Much More

Vibrant Living

WELCOME TO FEELING AT HOME

Come on home to comfort and joy

Let's get back to basics and
remember the simple things in life.

Your home, your window

We help you find the right style
of window for your home.

Preparing for unwelcome guests

Make sure your home
is safe and secure.



£4.50



VIBRANT LIVING

YOUR INSPIRATION FOR A BETTER HOME



BREAD

• Inside this ISSUE...



04 Enjoy the simple pleasures

A word from our editor.

06 Come on home to comfort and joy

Celebrating your home and all it stands for.

10 Clearly better

A look at how windows have changed over the years.

12 Your home, your window

Take a look at the different window types on the market. There are more than you think.

16 Get the knowledge

A closer look at window shapes, colour, performance and glazing options.

22 Cut your energy usage

Our guide to the most efficient windows and what to look for when shopping for your home.

26 'Come in, make yourself at home!'

What does your front door say about you?

30 On your street

Different door types and what's right for your home.

32 Preparing for unwelcome guests

Making sure you are safe and secure.

36 Homes for celebrations and homes for everyday

Struggling for extra space? We look at options for your home.

38 Not just for plants, although they're welcome too!

Make sure you get the most from your project.

40 Which conservatory?

We show you some of the styles on the market today.

44 How's your memory?

A quick recap on everything in this edition. How much did you remember?

46 Last, but not least

Emily Pearson tells us how she seized the day.



Vibrant Living
WELCOME TO FEELING AT HOME

ENJOY THE SIMPLE PLEASURES

A word from the editor

Making sure your home is somewhere you want to come home to is very important. When we lead such busy lives, we need somewhere to chill and enjoy the simple pleasures of peace, comfort, family and friends. That's the theme of this issue. Creating that special place where we feel truly comfortable. Where – if you like – we can be our real selves.

You might be dreaming of a fabulous conservatory where you will spend spring days enjoying the warmth of the early sun or late autumn nights curled up with your favourite book. You might have ideas of making space for your hobbies and be thinking of snaffling a corner – just for you! Who knows? There's plenty of inspiration on the following pages. Go on – let your imagination go!

I'm taking on board some of this issue's ideas. There's a dark room at home that's ready for more light. I'm changing the window, and when that's done, I'm moving my desk in there. When I'm looking for inspiration, I'll have the whole garden to stare at.

If you're thinking of a project of your own, remember it doesn't have to be huge to make a huge difference to the sense of home ...

Emily Pearson

Emily Pearson - Editor



Emily Pearson - Editor



Specutus vertical slider windows

COME ON HOME TO COMFORT AND JOY

Right now, there's a lot of excitement
around hygge...

Pronounced 'hoo-gah' it's a Danish phrase for the word 'homely'. It's about spending time on the simple things, time with the family, sharing home cooking, enjoying the winter evenings for candlelight and cosiness.

We love the ideas and the spirit of hygge, and we can't help but notice that at the heart of them is a celebration of comfort. For years, we've been encouraged to go out and explore the world and experience new cultures. Maybe we've missed out on pleasures closer to home and on the joy of creating a wonderful, warm and welcoming place to live.

Let's sort that out. Let's allow ourselves the freedom to explore the possibility of a dream home for life rather than a holiday home for a fortnight. Unless you've designed and built your home from scratch, you're always living with someone else's ideas, but change your focus and you can create your vision. It doesn't have to cost a fortune, either. Small changes add up, and they'll soon pay you back with a happier home. If your budget will stretch – and you'll find home-improvement projects are surprisingly affordable – you can make a dramatic difference to your way of life.

Start looking around. Collect ideas. Create a mood board. Watch property shows on TV instead of gritty dramas, and take the time to study this edition of Vibrant Living. Before long, you could be coming home to something very special indeed.





Profile 22, Optima, Sculptured in white.

IDEA'S BOARD

-
- Create a mood board
- Watch property shows
- Visit a homes & interiors exhibition
- See what others are doing in your neighbourhood



WINDOWS | VIBRANT LIVING





the PERFECT
outlook

CLEARLY BETTER

Windows have improved by leaps and bounds

Remember the early days of double glazing? Ripping out old rotten timber windows and putting in the new aluminium or plastic frames. There was great excitement at the time from some quarters, while others were horrified at the chunky white frames or the odd-looking aluminium. There's no doubt that those early windows represented a considerable advance. Maintenance was simple, and no one had to wake up with ice on the inside of the glass on a winter morning.

Look at those early windows now, and it's easy to see how much has changed. Instead of one single style of window, there are ones to suit different ages, locations and types of property. Frames are stronger, slimmer and are even shaped differently to shed the rain. Unsightly black gasket lines have been significantly reduced with the introduction of long-life seals that help keep the weather at bay. And while we're talking about keeping things outside, window locking systems have evolved to provide superb security.

Perhaps the greatest leap forward is in insulation. Windows can now reach standards that couldn't have been imagined back in the 1980s. Draughts have been virtually eliminated and hidden technologies harness the insulating power of air chambers. Sealed glazing units are better than ever, using inert gas and surface-treated, energy-efficient glass.

With all these improvements, it can be confusing knowing where to begin if replacement windows are on your shopping list. But, like any project, break it down step by step and it becomes easy to manage. Start by thinking about your home, its age, its construction type and its location. These are the first things to consider when choosing a window style.

Did you know?

The Romans had glass windows in the first century AD.

Before the sixteenth century, most windows were unglazed and closed with shutters, oiled cloth or thin sheets of animal horn.

Some houses in Scotland had a form of double glazing as early as 1870.





*Like this window?
Ask your installer for Optima,
chamfered casement window in
chartwell green.*

YOUR HOME, YOUR WINDOW

The right type of window in the right property always works. Take inspiration from our ideas, but always remember that breaking out of the mould can be wonderful too! There are no hard and fast rules to style.



The classic terrace ...

...is perfect with a sliding sash window. Since the 17th century, these elegantly proportioned windows have been bringing effective ventilation into homes. Plain and simple, dressed to impress with Georgian bars, or with the flourish of sash horns, they're as much at home in a grand townhouse as in a small cottage. And with the modern version, you get real practicality, insulation and security on top of the classic looks.



Style in the suburbs

The outwards opening casement window is perfect for bay windows, for bedrooms and box rooms. It's the all-rounder with the variable layout that allows you to position the opening lights just where you want. Jazz them up or keep things plain, but always enjoy knowing you'll never need to waste time with a paintbrush.



Casement

One of the most popular style of window. Ask your installer about chamfered and sculptured styles.



Flush casement

Replicating a traditional wooden window, these look like the real thing but won't split, crack or warp.



Segmented bay

There is nothing quite like the grandeur of a curved bay window. Perfect for adding a window seat and a good book.



Square bay

Gain some much needed extra space with a square or box bay window.

Alternative window types



Tilt and turn

These ingenious windows tilt open for ventilation and when you want to clean them, they can swing right into your room. They're brilliant when your outside space is limited and the uncluttered lines make them a firm favourite for contemporary homes.



Fully reversible

If you want to maximise on space, a fully reversible window provides both ventilation and access for cleaning. The window rotates on its own axis, opening to allow airflow and then rotating further so that the outer glass can be cleaned.



Vertical sliders

Our vertical sliders are crafted to deliver the traditional style often required in conservation areas, while minimising drafts and delivering A-rated efficiency.



A rustic retreat ...

... deserves the traditional style of a flush casement window. Harking back to the very earliest windows, these frames copy the simple styles made in the carpenter's workshop. But unlike the originals, these frames now include double glazing and high performance seals to keep draughts and the winter chill at bay.

Profile 22, Optima, flush casement window with monkey tail handles and stays.

Thoroughly modern ...

... minimalist architecture looks great alongside the understated frame of a casement window. These windows are deceptively simple and hide advanced features that make them both very strong and very good at insulating your home. They look fantastic in bold colours too.



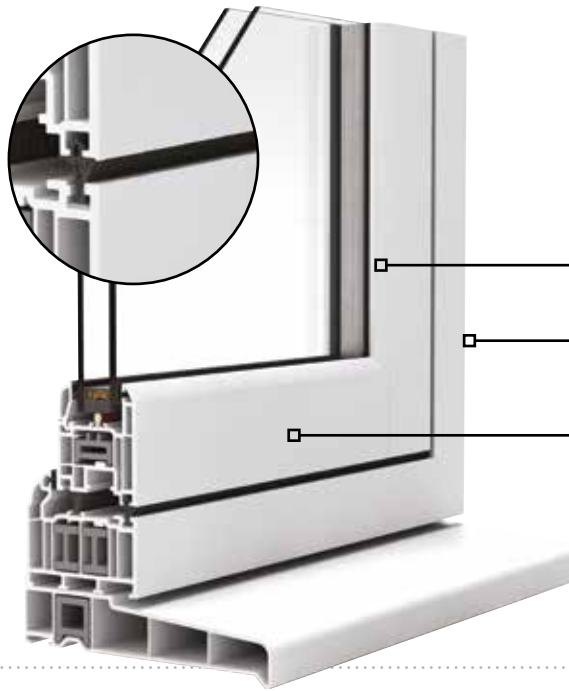
Swish, casement window in anthracite grey.

GET THE KNOWLEDGE

We're always looking out of windows, but when you're looking to buy them here's the things you should be thinking about.

Shape

If you were to take a cross-section through a PVC-U window frame, as well as the clever, insulating multi-chambered design and all the strengthening ribs, you'd see the shape of the frame. Broadly speaking these can be grouped into 'Chamfered', 'Sculptured' and flush profiles. Chamfered profiles are crisp and angular. Sculptured are softer with gentle curves. Flush, as the name suggests are smooth. There is no right or wrong – each shape has been designed to shed the rain and to be easy to keep clean. Maybe your home's architectural style suits one shape more than the other. Maybe you want to match some existing glazing. Maybe it's just down to your personal taste.



Flush design

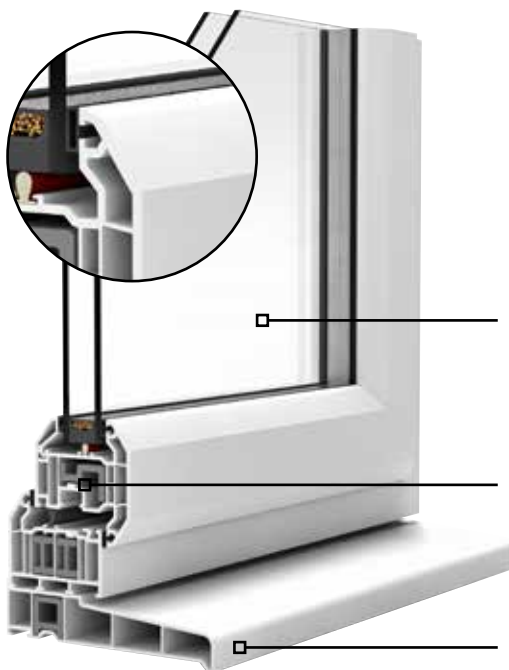
Traditional putty line edge detail looks like the real thing.

Completely smooth in design our flush casement windows are designed to look like traditional timber windows.

Deep bottom rail option to replicate traditional wooden windows.

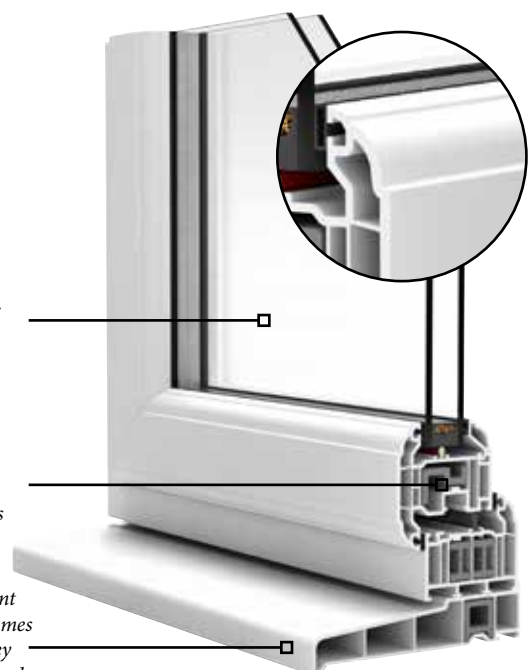
Chamfered design

Chamfered design detail. Modern in style.



Sculptured design

Sculptured design detail. Curved style gives a softer finish.



You can opt for double or triple glazing. Speak to your installer regarding the best option for your home.

All of our window frames can have inserts added to make them more thermally efficient. The more chambers the warmer you'll be.

Window cills come in different sizes. When your installer comes to measure up for the job they will advise on the size you need



Colour

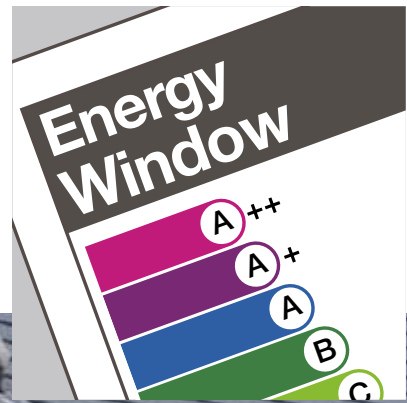
Today's PVC-U windows come in all sorts of colours and wood-effect finishes. There are different textures too, and if you love pristine white, you can even choose a finish that replicates the appearance of painted wood. Some colours work better with certain building materials, others in certain geographical locations. Think blues with limewashed stone for seaside areas, or striking black combined with white for a Tudor look.

Dark Red	Brilliant Blue	Steel Blue	Dark Green
Chartwell Green	Agate Grey	Anthracite Grey	Anthracite Grey (smooth)
Signal Grey (smooth)	Basalt Grey	Hazy Grey	Slate Grey
Mahogany	Rosewood	Light Oak	Natural Oak FL-G
Rustic Oak 1	Dark Oak FL-F1	Swamp Oak ST-F	Walnut V
English Oak	Black Brown	White	Cream
Irish Oak	Slate Grey (Finesse)	Siena PR	AnTeak

Profile 22, Optima, Chamfered casement window in light oak.

Performance

The familiar rainbow coloured scheme used on domestic appliances is also used for windows. Known as Window Energy Ratings (or WERS) the label shows the insulation and weather performance. With the push towards fuel conservation, the acceptable standards keep changing and at present, a band 'C' window is the minimum that's acceptable under Building Regulations.



All of our windows
can achieve
A rating or higher





Triple Glazing

Not just a buzz word, triple glazing does live up to the hype. By installing triple glazing into your home you will;

- Save additional money on heating bills
- Keep your house even warmer
- Reduce noise pollution
- Increase your security.

As with all upgrades you should expect to pay a little more. Speak to your installer to find out which glazing option is best for you.



Handles and hardware

As the range of PVC-U window styles has grown, so has the choice of hardware. Now you can select fittings that are appropriate to the style of your windows. Ring pulls and lifts for sash windows, peg stays for flush casements and self-coloured, sleek handles to match streamlined modern frames.

Hardware also includes locking systems that secure the frames, tested to withstand attack but simple and easy to use. It includes egress hinges to give you the essential emergency escape route and trickle vents to keep your home ventilated. With the latest hardware, your home can be both safer and more comfortable.



Esgag handle

Monkey tail



Pull ring



Egress hinge



Speak to your
installer for available
glass options.

Glass

Not all glass is the same. As well as the different patterns of glass, various surface treatments can improve the insulating performance of glass or make it easier to keep clean. For doors and glazing near to floor level, toughened glass is a must.

If you have featured stained glass in your existing windows, it's worth knowing that some window manufacturers can incorporate this into your brand-new windows.

Patterned glass



Arctic



Cortina



Autumn



Cotswold



Chantilly



Digital



Charcoal

Decorative glazing



Georgian Bar



Bevelled & Lead



Astragal Bar



Decorative



Lead



Clear



Bevelled

CUT YOUR ENERGY USAGE, NOT YOUR COMFORT

We'd all like to use less energy, but we're not as keen on the idea of feeling uncomfortable. We could just switch off to save power, but in this country, all that will happen is that we'll be damp, cold and miserable!



Understanding where the energy goes is half the battle. Once we know which appliances are costing most to run, we get smarter about using them. We start making sure the washing machine is full and using nature's own wind power to dry our laundry. The Government is right behind this idea. By 2020, we should all have smart meters at home. But we don't need to wait until then to make changes. If your windows and doors are more than a few years old, it's likely they're not as energy efficient as they could be.

In the last decade, huge advances have been made in both glass and frame technology. In fact, in the short time since the introduction of Window Energy Ratings, the scale has had to be extended, from A to A++ performance! The best glazing products can now reach the standards of the PassivHaus movement which aims to promote building homes that need little or no heating or air conditioning to keep them comfortable.

Choose a breezy day and take a walk. Don't bother with your coat – on this walk, we're staying indoors. Feel around the edges of your window and door frames. Feel around the opening panes. The actual energy performance certificates that are now used to classify windows and doors contain all sorts of information and some scary looking items known as U, G and L values. Before you start thinking that you'll need a degree in physics to understand the labels, let's take a quick look at what those values mean.



These three measures, taken together, combine to form the energy index. This looks complicated, but all you need to do is to check the coloured bands – just like you would do when buying a fridge or freezer.



U-values

These measure the heat transfer through something, for example, a window or door. The lower the value the better the material acts as an insulator.



L-values

This is a measure of the amount of air leakage. On a modern window, this value should be zero.



G-values

This measures the amount of the sun's warmth that gets through the glass to warm your home. The higher the value, the more the sun will heat your home.



Spectus, casement window in white.

DOORS | VIBRANT LIVING





MAKING
an entrance

'COME IN, MAKE YOURSELF AT HOME!'



'When I was younger, I used to collect money for a relative who had a milk round. I would stand on the doorstep and try to imagine what the person who was coming to the door would be like. Sometimes it was easy. The biggest clues were the front doors themselves.'

There are literally thousands of options, and nothing else says more about the people who live in a property than their choice of door. You might have stopped noticing your own front door, but no one else has. Go and stand outside, put a critical head on, and ask yourself 'is this the right door for this house?' and then ask yourself another question – 'is this the right door for me and my family?'

It's not 'plane' sailing

If you've got a timber door that swells whenever it's damp, you'll know what we're talking about. When you need to shoulder charge the door to open or close it, it's the familiar wet weather routine: out comes the plane, shave off a few millimetres, clean up the mess and repaint the door. As soon as the weather dries up, you've got a massive gap and are searching the aisles in the DIY store for draught-excluder strips.

Go easy care

It's lovely to see 'easy care' on a laundry label and the good news is that even doors can fall into the easy-care category. In fact, with so many fun things to do, it makes sense to make all sorts of home maintenance chores simpler. Do you really enjoy painting doors? You could be painting watercolours instead!

With modern materials, you don't just get the benefits of extra insulation, you get doors that need nothing other than a quick wipe down with soapy water and a drop of lubricant on the hardware. You get a door that stays looking great year after year, and which works to protect your home and family whatever tricks the weather gets up to.





Your knobs and knockers!

Oops! Sorry, but we couldn't resist the cheeky headline, and we're sure you won't be able to resist picking out your favourite door furniture. With most doors, you've got an almost infinite choice, from traditional lion's head knockers to sweeping contemporary handles and bright, shiny chrome letterplates.

Handles



Lever handle



Lever pad handle



Pull bar handle

knockers



Classic knocker



Horsetail knocker



Contemporary knocker


Letterplate



Numbers and letters



Colours




Gold



White



Bronze




Black



Antique Black



Graphite



Polished
Stainless Steel



Chrome



Polished Gold





ON YOUR STREET

We've been snapping some photos of door styles.
Here's a quick guide to what's what.



The family residence

PVC-U residential doors are made from an insulated panel, set inside a frame. They are lightweight, strong and simple to maintain and they come in all sorts of designs, both plain and decorative. You can have one with a glazed panel to let extra light into your home or even opt for a fully glazed design. They make great back doors as well – an all-round favourite for any family home.



Get comfortable with a composite

When you want the look of solid timber without the almost inevitable problems, then a composite door is ideal. The door itself is made from a highly insulated foam core, enveloped in a moulded Glass Reinforced Plastic (GRP) skin or a solid wooden core covered with a thermoplastic skin. These doors are great for keeping your home warm and weatherproof, and can be fitted with advanced locks and your choice of hardware. There's a vast variety of styles, from the very traditional to the ultra-modern – something for everyone.

Perfectly finished porches

For a relatively modest investment, a porch can make a big difference to your home. The extra space doesn't have to be massive, but by providing a home for coats and brollies, you free your home from clutter and have the benefit of an extra level of insulation. You'll see porches with all types of doors but where space is limited, French doors or slimline sliding doors work a treat. What's more, the PVC-U versions of these popular door styles are a doddle to maintain.



AND IN THE GARDEN

If you're a big fan of the great outdoors – and who isn't? – you can enjoy more of it, all through the year, with doors that offer floor to ceiling glass.



The classic sliding patio door

This door should drop the 'patio' from its name because it's a great all-rounder whether you've got a patio or not! The style also makes a great internal room divider. It's neat, streamlined, doesn't

interfere with curtains or blinds and steals no room from your living space – open or closed – and with the modern designs, security is outstanding.

Forget what you might think about size too. There are two, three or even four-

pane options and by adding glazed fixed panes at the side, if you want a wall of glass, you can have one. There's a fabulous choice of colours too, including classic white of course, and a whole range of wood effects to suit any architectural style.

Bold and beautiful bifolding doors

These doors have taken the home improvement world by storm, and so they should – they're the ultimate for home transformation. Fold the panes aside, and the barriers between inside and outside are gone. Fresh air, space, freedom and light, and simply marvellous when you're entertaining.

These days, bifolding doors are better than ever. The frames are slimmer and stronger; the locking systems are more advanced and the seals protect your home from the weather all year round. What's more, with energy-efficient glazing, you can enjoy feeling warm even in the depths of winter. Look out for low-threshold options and make sure there's an access door that you can use when you just want to pop outside to feed the birds!





PREPARING FOR UNWELCOME GUESTS

We all want to put down a welcome mat for friends and family, but sadly, there are those who we need to protect our homes from.

The police will tell you that most break-ins and theft from properties is opportunistic. Someone spots an unsecured window and before you know it, your valuables are gone. At best, it's upsetting. At worst – well, let's not go there ...

Being prepared for such unwelcome events isn't just about taking out insurance cover. There are practical things you can do too. Over recent years, standards have improved enormously in home security measures, and by taking a few simple steps, you can help to safeguard the things you love.





Check your hardware

Windows should be fitted with key-locking handles. When operated, these engage locking points around the frame making closed windows very tough to get open. For doors, you want to make sure you've got what's known as multi-point locking – it does what it says on the tin! Hook locks and bolts secure the door along its length. Any folding or double doors should also have shootbolts which secure the door into the frame at the top and bottom.



Internal vs external glazing

Not so much an issue these days as most windows are internally glazed (don't worry about the buzzwords, it simply means the glass can't be removed from the outside) but older PVC-U glazing could be a risk. If you can see beading on the outside of your frames, but not on the inside, you could have a problem.



Added security

Speak to your installer about ways in which your windows and door security can be enhanced. The glazing industry's products are covered by a number of Building Regulations. Two that refer directly to security are BS7412 and PAS24.

Secured by Design

The UK Police operate a scheme, known as Secured by Design and award accreditations to products where good design reduces the opportunity for crime. Many windows and doors carry this certification – it's also known as SBD. You can find more information about it, and a list of simple, crime prevention tips at the official website www.securedbydesign.com which has special pages about windows and doors

Secured by Design



Official Police Security Initiative



CONSERVATORY | VIBRANT LIVING





CREATING
more living space

HOMES FOR CELEBRATIONS AND HOMES FOR EVERYDAY

Every so often there comes a time when our homes don't feel big enough.

Maybe there's a family gathering to celebrate a special birthday, maybe the whole tribe have descended for Christmas lunch with other halves, in-laws and offspring. Normally we can muddle through, but it's always a bit of a squeeze.

A great idea would be a more flexible home – one you can expand when you need to and contract again when the party is over. In some ways, that's what happens when you choose a bifolding or patio door, but, of course, this is Britain, and over-spilling into the garden isn't an option for a few months each year.

But, here's a different way of thinking about it: create more space and find a use for it!

We get used to what we've got. We forget that we have options. If you're still living in the same house you did when the kids were toddlers, and now have adults not ready or not able to fly the nest, you could be crammed in, but it's become your normal. Maybe you need a bit of help to see the possibilities.

What's wrong with having a space to call your own? How about a room for your sewing machine and hobbies? How about a bright, sunny lounge and a separate cinema room? With more space, you've got more options, and options are always good.



Can't expand? Try these ideas instead



Move into the loft

It doesn't have to be a full loft conversion, although that could be good. Simply by boarding the space and adding an access ladder, you've got space to store all those bulky items like suitcases and camping gear.



Add a porch

Even a small porch, with clever storage for shoes and coats, allows your hallway to become part of your living space.



Clear the junk

And not just into the garage! See what you can recycle and then use your garage space sensibly. With racking or cupboards, you could free up even more space indoors



Cheat!

The illusion of more space can be almost as good as the real thing. Think more light from new windows, mirrors, pale colours, light-reflecting paint, smaller furniture and smart storage solutions.

NOT JUST FOR PLANTS, ALTHOUGH THEY'RE WELCOME TOO!

A plant collector from the Victorian era would be stunned by the way we use conservatories and their near relatives – orangeries – today. Where are the delicate fruits and the tropical plants? Of course, if that's your kind of conservatory, specify that at the outset, and that's what you'll get.



Take time to think

Normally speaking conservatories don't need planning permission. You can check this out at the Government's Planning Portal website (www.planningportal.co.uk) but before you rush ahead, take time to think.

You want to enhance both your home and your lifestyle. To do that you need to be sure you're investing in a quality installation that will add value to your home and give you the right amount of extra, usable space. That word 'usable' is critical. If you want to use the space all around the year, you'll be making different choices about the construction, heating and insulation than you will if you only want to enjoy the space throughout the warmer months.

Then think about style, shape, size and colour. It's important that you pick something that harmonises with your home, is in scale, and that you're happy to live with for a long time. With modern construction methods and long-life materials, your home extension will be around for a very long time.

Get a pad and paper, sketch out a few ideas, talk to friends, and while you're thinking about all that, don't forget to plan the grand conservatory opening party!

Don't try a DIY job

Building a safe conservatory is no job for an amateur. Even if you're handy, you'll find the experience of a good installer team invaluable. Expert installers have the skills to model the design fully and check the critical details of wind loading and roof structure. Not only that, but they know all about the best choices of windows and doors, and lighting and ventilation options. In other words, they'll help you get the conservatory or orangery you want.

Yes, PVC-U is planet friendly

The low-maintenance advantages of PVC-U make it perfect for conservatory projects, but if you're concerned it might not be the greenest choice, don't be. PVC-U has a very long life, is fully recyclable and can be even be made from biofuels. Because you'll never need to paint or use wood preservatives, you're avoiding hazardous chemicals, and because it insulates so well, it can reduce the need for heating.





WHICH CONSERVATORY?

If only we could give you a simple answer! We can't because it depends on you, how you plan to use the space, your aspirations, your site, your budget and your personal taste. All we can do is open your eyes to some possibilities.

TRIED AND TESTED

Edwardian style

Very customisable with a rectangular footprint and lots of usable space.





Victorian style

With a softer shape and plenty of finishing details.



Lean-to style

The simplest and very effective for both modern and traditional homes.

Orangeries

with solid pillars, a perimeter ceiling and an atrium-style roof.





Gable style

Great for a feeling of height and space, and that gable end is superb for feature glazing.

Breaking the mould

Providing it's safe to build and within planning constraints, there's no need to stick to the tried and tested styles. Maybe you want to build an orangery to house a substantial kitchen and dining room. Go right ahead. How about a conservatory that wraps around two sides of your home or a circular one connected to your home by a glazed walkway? You may need to find a specialist installer to complete the project, but you'll be breaking out of the mould and creating something amazing.



HOW'S YOUR MEMORY?

This edition of Vibrant Living has been designed to make you think about a warmer, safer and more comfortable home.


We've included style ideas, tips and hints, but there's lots of useful information that anyone considering new windows, doors or a conservatory should know.

We'll sum things up here. You can use it as a checklist if you decide to improve your home.



1

Window and door profiles come in different shapes (normally sculptured and chamfered). If you're trying to match existing glazing, check what you've got and what the installer offers.



5

Triple glazing can be a good idea but the best performing double glazing might be more appropriate for your home. Good advice will help you decide.



2

Windows and doors come in a whole range of colours and woodgrains finishes. Keep things classic in cream or white. Rustic in Chartwell green or contemporary in anthracite grey. Which will you choose?



6

Check the hardware matches the window style, and that locking systems are up to the job.



3

Window and door performance is shown with a rainbow-style scale. The minimum acceptable standard is band C. Band A++ is the best



7

Check that windows are internally glazed.



4

Toughened glass should be used in doors and low-level windows. Energy-efficient glass and stay-clean surfaces are also available.



8

Remember to ask your installer about increasing the security of your doors and windows with BS7412 and PAS24.



9

Installers should be trained and certified competent. Look for FENSA or CERTASS approved suppliers.



10

Check that the guarantee offered is insurance backed.



11

Look out for the Secured by Design logo. It proves the products have been designed to help reduce the opportunity for crime.



12

Building a conservatory isn't like putting up a garden shed. Don't try DIY, but get expert help.



13

Check how long someone has been trading and scan the net for information. It's not an absolute guide, but the glazing industry is keen to expose poor workmanship and high-pressure selling.



14

Where to go for more help

There are lots of places to find out more information. Here are some you might want to check out.

The Energy Saving Trust has lots of help for homeowners and advice about possible fuel bill savings. Their website is www.energysavingtrust.org.uk

The Glass and Glazing Federation (www.ggf.org.uk) has plenty of information on its consumer pages and on its homeowner-focused myGlazing.com website.

Which? has reviews and some very helpful articles online at www.which.co.uk/reviews/double-glazing/article/guides



15

Finding an installer

When you're looking for someone to help improve your home, don't forget to talk to friends, family or neighbours who've had work done. A recommendation is usually a good indicator of a job well done. But if there's no one handy to help, there's another easy way to find someone you can trust.

Manufacturers of PVC-U building products operate schemes whereby they approve local installers to sell their products. These installers are vetted businesses, often with many years of experience and very high standards. For professional advice, they're unbeatable, and most of them should be able to give you testimonials or show you recent installation work they've completed near to you.

LAST, BUT NOT LEAST

I've been talking to an elderly gent who used to live in the house that's now my home. His parents bought the place back in the 1930s and occasionally he drops by for a catch up and a cuppa.

Normally he gets to reminiscing about how much the place has changed, but this week he was talking about regrets.

My friend said that his biggest regret in life was that he'd always wanted to own a small shop, but he'd never got around to it. He'd got into a job and stayed there, and time passed on until he felt it was too late to achieve his goal. After he'd left, I thought about the lessons in what he'd said – that life is short, and that if you don't do something, even something very modest, you might always wish you had.

His conversation hasn't made me run out and book a parachute jump (you'd have to push me out of the plane), but it has made me think about the things we put off. Jobs that will wait until next year, and then the year after, and so on until it's 'maybe when we retire' and suddenly it's too late and the opportunity to live a more fulfilled, happier life has passed us by.

I've been putting off doing something about that dark room in my home that I mentioned on page 4, but not any longer. I've just had a survey done and lovely new French doors are on order!

I hope you'll seize the day too.

Emily Pearson

Emily







Vibrant **Living**
WELCOME TO FEELING AT HOME
IN THE NEXT ISSUE...

DRESS TO IMPRESS

With curtains, blinds and window décor ideas.

GLASS

Everything you need to know.

LET THERE BE LIGHT

Amazing home transformations.

HOMES ANCIENT AND MODERN

Discover windows and doors to suit all ages of property. From super modern to heritage, from rustic charm to urban statement, find the styles, the fixtures and the finishes and create something wonderful.

Be bold and brave with style, but always check the small print. We'll take you through the do's and don'ts of improving your home.

All information in this publication is provided for guidance only and is given in good faith. As it is company policy to continually improve products, methods and materials, changes of specification may be made from time to time without prior notice. Slight variations in colour may occur due to the handcrafted nature of the product or the limitations of the printing process. This statement does not affect your statutory rights.